

Bull Lustre Management Tools for Large Cluster

Bull Lustre Team (Grenoble, France)
Johann.Lombardi@bull.net

Lustre User Group Spring 2006, Hilton Head Island

- Introduction
- Administration Tools Overview
- Key Issues
- Conclusion

Motivation

- ▶ Need to administrate several filesystems from a single point of management
- ▶ Scalability: to manage Lustre installation such as Tera10 (1PB, 54 OSSs with at least 864 OSTs, ...)
- ▶ Command line interface for filesystem management
- ▶ Efficient monitoring

CFS's LMT

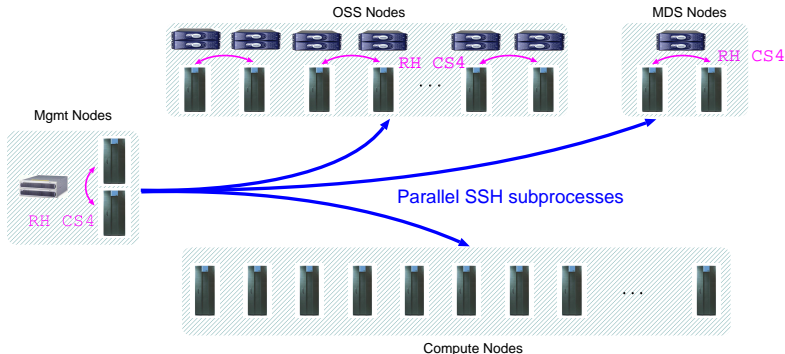
At that time (~2004), we gave a shot to CFS's LMT:

- ▶ GUI, no command line interface
- ▶ Not suitable for large clusters
- ▶ Did not support HA

- Introduction
- Administration Tools Overview
- Key Issues
- Conclusion

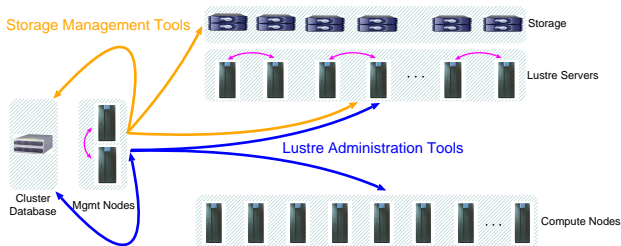
Implementation

- ▶ Leverage existing tools (RH CS4, Nagios, Ganglia, ...)
- ▶ Everything on the management node
 - Management node failover
 - Commands are launched in parallel using ssh subprocesses



Framework

- ▶ For TERA10, tight coupling with Bull's cluster mgmt solution
 - Cluster database (Postgres)
 - Dedicated storage mgmt tools for:
 - ▶ Storage system low level formatting
 - ▶ Grant persistent links to block devices in /dev
 - ▶ Populate the cluster database
- ▶ Work in progress to allow standalone usage

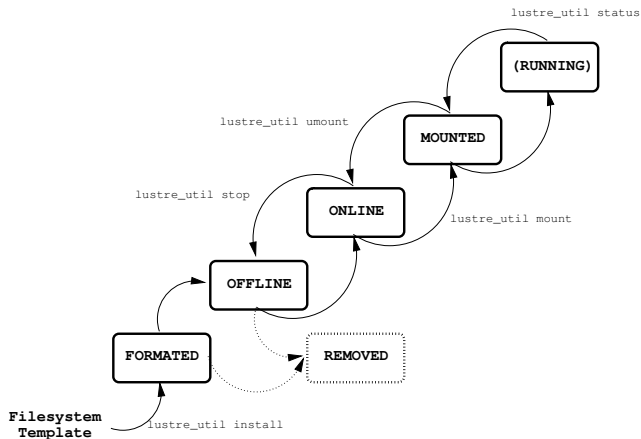


Features

- ▶ HA configuration¹(RH CS4)
- ▶ Offline filesystem extension (adding OSTs)
- ▶ SNMP setup
- ▶ Health monitoring via Nagios services (status, alarms, ...)
- ▶ Performance monitoring through Ganglia metrics
- ▶ Fast formatting
- ▶ Specific tuning for each filesystem
- ▶ But also external journal support, I/O scheduler setting, ...

¹Cf. "Lustre management for 1PB of disks" Ramangalahy SGPFS'06

A Lustre Filesystem Lifecycle



Filesystem Template Motivations

- ▶ descriptive rather than exhaustive (do not name 800+ OSTs explicitly)
- ▶ reasonable defaults to minimize editing
- ▶ all options are kept (easy to add some)
- ▶ largely commented, can be prepared for customer before deployment

```
# Our filesystem will be called fs1, so the XML will be fs1.xml
# and put in the directory defined by LUSTRE_CONFIG_DIR in lustre.cfg
fs_name: fs1
#####
# mount_path:
mount_path: /mnt/lustre
#####
# ost: [name=<RegExp>] [node_name=<RegExp>]
# [dev=<RegExp>] [size=<RegExp>]
# [jdev=<RegExp>] [jsize=<RegExp>]
# [cfg_status=available|formatted]
# Specify OSTs to use with this filesystem, using regular
# expressions matching their name, node_name, device, size,
# journal device, journal size. At least one field must be
# specified. If several fields are specified, only OSTs matching
# every fields of the lines will be choosen. You can use as many
# ost lines as you need. At least one ost line must be defined
# for each filesystem.
# We want to use all available osts

ost: cfg_status=available
#####
# mdt: [name=<RegExp>] [node_name=<RegExp>] [dev=<RegExp>]
# [size=<RegExp>] [jdev=<RegExp>] [jsize=<RegExp>]
# [cfg_status=available|formatted]

mdt: cfg_status=available
```

Filesystem Declarative Template

- ▶ Simple readable text file describing the attribute of a filesystem such as:
 - mount options (extents, mballocc, EA, ACL, quota options)
 - filesystem description
 - ... (everything relevant to filesystem configuration)
- ▶ One file per filesystem, or one global file for all filesystems of a cluster.
- ▶ Expanded into .xml for use in standard Lustre workflow (xml, lconf, lmc...).
 - But, our framework is not tight to xml configuration file
- ▶ Handle potential conflicts between filesystems for backing storage

Command Line Interface for Filesystem Management

Swiss army knife to manipulate Lustre filesystems

```
lustre_util <install|update> -f <template>
                                [--kfeof] [--lconf <option>]
lustre_util <start|stop>        -f <fs_name>
                                [--lconf <option>]
lustre_util <mount|umount>     -f <fs_name>
                                -n <nodes> | -p <partition>
                                --mount <[+]opt1,opt2,...>
lustre_util status              [-f <fs_name>]
                                [-n <nodes> | -p <partition>]
lustre_util info                -f <template|fs_name>
lustre_util <fsck|rescue>      -f <fs_name>
lustre_util lfsck               -f <fs_name> -n <node>
...
```

Example: Status

```
# lustre_util status
Loading fs1 information from db...
Getting mount information from nova[12-66]
Getting devices information from nova[1-11]
---
```

FILESYSTEMS STATUS					
filesystem	config	running	number	migration	Available
	status	status	of clts		space
fs1	installed	online	55	0 OSTs migrated	142.6 TB

```
---
```

CLIENTS STATUS		
filesystem	correctly	correctly
	mounted	unmounted
fs1	nova[12-66]	nova[1-11]

Keep an Eye on Underlying Tools

Use `-V` option (verbose)

This displays the tools that are used (lconf, lustre mkfs, I/O scheduler positioning,...) with their options.

```
+Work on ns11: +Formatting /dev/ldn.ddn18.15:
+ lustre_util makedev -c /dev/ldn.ddn18.14:1024000
+Work on ns11: +Formatting /dev/ldn.ddn5.25:
+ /usr/lib/lustre/tune2fs -O dir_index /dev/ldn.ddn5.25
+Work on ns11: +Formatting /dev/ldn.ddn18.13:
+ /usr/lib/lustre/mke2fs -q -F -O journal_dev /dev/ldn.ddn18.12
+Initialising MDS on ns11:
+ lconf --write_conf /etc/lustre/conf/fs_test_ddn22_23.xml
+Initialising MDS on ns11: unloading module: lquota
```

- Introduction
- Administration Tools Overview
- Key Issues
- Conclusion

Formatting

- ▶ 'lconf -reformat' sequentially formats underlying ext3 filesystems
- ▶ Does not matter when you have 1 or 2 small OSTs per OSS
- ▶ For Tera10, we have at least 16 2TB OSTs per OSS.

Formatting: Our Approach

- ▶ That's why our administration tools don't rely on lconf for formatting
- ▶ ext3 filesystems are formatted in parallel
- ▶ As a comparison, it takes 15 mins to format a 15TB filesystem (with one single OSS) against 3 hours with lconf

Per Filesystem Tuning

- ▶ Need to set specific parameters available through procs for
 - Tuning, e.g. "This filesystem is expected to be used interactively, we would like to increase the DLM LRU size to improve responsiveness" (example #1)
 - Debugging, e.g. "We need to grab D_NET logs when a timeout occurs on the OSTs of this filesystem." (example #2)
 - ...
- ▶ We must grant that this setup will always be applied, regardless of:
 - new client nodes mount the filesystem
 - the filesystem is stopped/restarted
 - OSTs fail over another node
 - ...

Filesystem Tuning: Our Approach

One file on the mgmt node containing tunable settings

- ▶ tunables set up when the filesystem is started/mounted
- ▶ rely on python's globbing and support aliases

```
#### ALIAS DECLARATION #####

alias panic_on_lbug=/proc/sys/lnet/panic_on_lbug
alias max_pages_per_rpc=/proc/fs/lustre/osc/*${ost}*/max_pages_per_rpc
alias lru_size=/proc/fs/lustre/ldlm/namespaces/*${ost},${mdt}*/lru_size
alias dump_on_timeout=/proc/sys/lustre/dump_on_timeout
alias debug=/proc/sys/lnet/debug

#### TUNING PARAMETER #####

"1"      panic_on_lbug                CLT;OSS;MDS

"32"     max_pages_per_rpc            CLT

# example #1
"41000"  lru_size                     CLT                fs1

# example #2
"1"      dump_on_timeout              OSS                fs2
"512"    debug                       OSS                fs2
```

A solution for Lustre management:

- ▶ **Simple:** but not simplistic
- ▶ **Powerful:** do not restrict/hide possibilities (tools are used for production as well as internal use)
- ▶ **Easily updated and extended:** example of recent work: “easy Lustre tuning” (dynamic variation of Lustre parameters)
- ▶ **Standard Cluster tools:** less code, faster to develop
- ▶ **Scales up, scales down:**
 - full featured (TERA10 oriented, with cluster DB)
 - partial set of features (standalone)
- ▶ Bull’s **evaluating** to release it under an **Open Source** license



Architect of an Open World™

Thanks!!!



(c) Copyright Bull 2006. All rights reserved

- ✓ Users Restricted Rights - Use, duplication or disclosure restricted.
- ✓ Any copy of these documents should keep all copyright, logos and other proprietary notices contained herein.
- ✓ This publication may include technical inaccuracies or typographical errors.
- ✓ This publication is provided "AS IS" without any warranty either expressed or implied including but not limited to the implied warranties of merchantabilities or fitness of the described product.
- ✓ Course Material Licensing Terms : No sublicensing rights.
- ✓ For other licensing needs, please contact Bull